





# Wet Area Anti-Fatigue Options


## Comfort Flow™




## Comfort Premier




## Comfort Station Max



## Traction Tread Grit Mat



## Wet Step®




|   |  |   |   |  |  |
|---|--|---|---|--|--|
| <b>Material</b>   | High-density, closed cell nitrile rubber foam  | High-density, closed cell nitrile rubber foam | High-density, closed cell nitrile rubber foam   | Nitrile rubber with silicon carbide grit inserts | High-density, closed cell nitrile rubber foam  |
| <b>Thickness</b>  | 3/8" (0.375)   | 1/2" (0.50)                                   | 7/16" (0.438)   | 7/32" (0.219)                                    | 1/4" (0.25)  |
| <b>Slip Resistance</b><br>(Static Coefficient of Friction*) | Dry 1.00   Wet 0.91  | Dry 0.96   Wet 0.82                           | Dry 0.96   Wet 0.80   |  | Dry 0.99   Wet 0.82  |
| <b>Drainage Holes</b>                                       | ✓  |   | ✓<br>available with or without holes  | ✓  | ✓  |
| <b>Grease/Oil Proof</b>                                     | ✓  | ✓   | ✓   | ✓  | ✓  |
| <b>Chemical Resistant</b>                                   | ✓  | ✓   | ✓   | ✓  | ✓  |
| <b>Welding Safe</b>   | ✓  | ✓   | ✓   |  | ✓  |
| <b>Anti-Microbial</b>                                       | ✓  | ✓   | ✓   | ✓  | ✓  |
| <b>Autoclavable</b>   | ✓  | ✓   | ✓   |  | ✓  |
| <b>Available Sizes</b>                                      | 2' x 3'      3' x 9'<br>3' x 5'      4' x 6'<br>Also available in modular and linkable configurations. | 2' x 3'      3' x 5'<br>3' x 4'      4' x 6'  | 2' x 3.2'    3.2' x 16.1'    4' x 12.3'<br>3.2' x 5.3'    3.2' x 20.1'    4' x 16.1'<br>3.2' x 8.3'    4' x 5.9'      4' x 20.1'<br>3.2' x 12.3'    4' x 8.3' | 3'x5'  | 17" x 24"      3' x 10'<br>2' x 3'          3' x 20'<br>3' x 5'<br>Custom 3' widths up to 20' in length are available. |
| <b>Color Options</b>  | Black  | Black   | Black   | Black  | Blue or Grey   |




# Wet Area Anti-Fatigue Options


## Comfort Flow™




## Comfort Premier



## Comfort Station Max



## Wet Step®




|   |   |  |   |
|---|---|--|---|
| Made with high-density, closed cell nitrile rubber foam             | Made with high-density, closed cell nitrile rubber foam             | Made with high-density, closed cell nitrile rubber foam  | Made with high-density, closed cell nitrile rubber foam   |
| 3/8" (0.375) thick  | 1/2" (0.50) thick   | 7/16" (0.438) thick  | 1/4" (0.25) thick   |
| Dry 1.00   Wet 0.91<br>(Static Coefficient of Friction)             | Dry 0.96   Wet 0.82<br>(Static Coefficient of Friction)             | Dry 0.96   Wet 0.80<br>(Static Coefficient of Friction)  | Dry 0.99   Wet 0.82<br>(Static Coefficient of Friction)   |
| Drainage holes  | Does not have drainage holes  | Available with or without drainage holes   | Drainage holes  |
| Grease/oil proof  | Grease/oil proof  | Grease/oil proof   | Grease/oil proof  |
| Chemical resistant  | Chemical resistant  | Chemical resistant   | Chemical resistant  |
| Welding safe  | Welding safe  | Welding safe   | Welding safe  |
| Anti-mircobially treated  | Anti-mircobially treated  | Anti-mircobially treated   | Anti-mircobially treated  |
| Autoclavable  | Autoclavable  | Autoclavable   | Autoclavable  |
| <b>Available sizes:</b><br>2' x 3'    3' x 5'    4' x 6'<br>3' x 9' | <b>Available sizes:</b><br>2' x 3'    3' x 4'    4' x 6'<br>3' x 5' | <b>Available sizes:</b><br>2' x 3.2'    3.2' x 16.1'    4' x 12.3'<br>3.2' x 5.3'    3.2' x 20.1'    4' x 16.1'<br>3.2' x 8.3'    4' x 5.9'    4' x 20.1'<br>3.2' x 12.3'    4' x 8.3' | <b>Available sizes:</b><br>17" x 24"    3' x 5'<br>2' x 3'    3' x 10'<br>3' x 20'<br>Custom 3' widths up to 20' in length are available. |
| Also available in modular and linkable configurations.              |   |  |   |
| Available in black  | Available in black  | Available in black   | Available in blue or grey   |




# Wet Area Anti-Fatigue Options

**Other Product?**


## Comfort Flow™




## Comfort Premier



## Comfort Station Max



## Wet Step®



Made with high-density, closed cell nitrile rubber foam

Made with high-density, closed cell nitrile rubber foam

Made with high-density, closed cell nitrile rubber foam

Made with high-density, closed cell nitrile rubber foam

3/8" (0.375) thick

1/2" (0.50) thick

7/16" (0.438) thick

1/4" (0.25) thick

Dry 1.00 Wet 0.91  
(Static Coefficient of Friction)

Dry 0.96 Wet 0.82  
(Static Coefficient of Friction)

Dry 0.96 Wet 0.80  
(Static Coefficient of Friction)

Dry 0.99 Wet 0.82  
(Static Coefficient of Friction)

Drainage holes

Does not have drainage holes

Available with or without drainage holes

Drainage holes

Grease/oil proof

Grease/oil proof

Grease/oil proof

Grease/oil proof

Chemical resistant

Chemical resistant

Chemical resistant

Chemical resistant

Welding safe

Welding safe

Welding safe

Welding safe

Anti-mircobially treated

Anti-mircobially treated

Anti-mircobially treated

Anti-mircobially treated

Autoclavable

Autoclavable

Autoclavable

Autoclavable

**Available sizes:**

2' x 3'      3' x 5'      4' x 6'  
3' x 9'

Also available in modular and linkable configurations.

**Available sizes:**

2' x 3'      3' x 4'      4' x 6'  
3' x 5'

**Available sizes:**

2' x 3.2'      3.2' x 16.1'      4' x 12.3'  
3.2' x 5.3'      3.2' x 20.1'      4' x 16.1'  
3.2' x 8.3'      4' x 5.9'      4' x 20.1'  
3.2' x 12.3'      4' x 8.3'

**Available sizes:**

17" x 24"      3' x 5'  
2' x 3'      3' x 10'  
3' x 20'

Custom 3' widths up to 20' in length are available.

Available in black

Available in black

Available in black

Available in blue or grey